

# HURON CITY SCHOOL DISTRICT

## Treasurer's Report

*Betty Schwiefert, Interim Treasurer*



### Monthly Financial Report – February 2022

1. *Cash Reconciliation*
2. *Cash Summary – All Funds*
3. *Disbursement Summary*
4. *Investment Portfolio*
5. *Monthly Financial Report (narrative of cash flows)*
6. *General Fund Financial Report (spreadsheet and graphic)*
7. *Federal & State Grants*

Date: 03/01/2022  
Time: 09:05

HURON CITY SCHOOL DISTRICT  
Cash Reconciliation as of 02/28/2022

Page: 1

Gross Depository Balances:

Civista	\$2,157,306.24
Civista Credit Card Account	\$6,286.59

Total Depository Balances (Gross) \$2,163,592.83

Adjustments to Bank Balance:

Cash in Transit to Bank	\$0.00
Outstanding Checks	(\$51,995.97)
Adjustments:	

Total Adjustments to Bank Balance (\$51,995.97)

Investments:

Treasury Bonds and Notes	\$0.00
Certificate of Deposits	\$0.00
Other Securities	\$0.00

Other Investments:

UBS Investments	\$1,163,778.85
5/3 Investments	\$698,398.74
STAR Ohio	\$1,584,082.34

Total Investments \$3,446,259.93

Cash on Hand:

Petty Cash:	
Change Cash:	
Cash with Fiscal Agent	\$0.00


Total Cash on Hand \$0.00

Total Balances \$5,557,856.79

Total Fund Balance \$5,557,856.79

Depository Clearance Accounts:

Total Clearance Account Balances \$0.00

  
Treasurer

**HURON CITY SCHOOL DISTRICT  
Cash Summary Report**

Full Account Code	Description	Initial Cash	MID Received	FY10 Received	MID Expended	FY10 Expended	Fund Balance	Encumbrance	Unencumbered Balance
001-0000	GENERAL FUND	\$ 3,683,838.09	\$ 3,836,442.59	\$ 11,856,669.94	\$ 1,156,894.25	\$ 10,518,087.15	\$ 5,022,420.88	\$ 1,575,708.98	\$ 3,446,711.90
001-9194	BUS PURCHASE ALLOWANCE	53,368.84	0.00	0.00	0.00	53,368.84	0.00	0.00	0.00
002-9002	BOND RETIRE - HURON PUBLIC LIBRARY	305,446.79	0.00	120,101.86	0.00	273,372.18	152,176.47	13,475.00	138,701.47
003-9004	PERMANENT IMPROVEMENT FUND	234,292.27	0.00	270,734.96	27,809.43	372,499.62	132,527.61	47,546.72	84,980.89
006-0000	FOOD SERVICE FUND	150.95	1,143.65	396,715.46	53,125.45	485,889.32	(89,022.91)	89,651.17	(178,674.08)
006-9020	SANDI LUNCH FUND	12,522.46	0.00	2,000.00	0.00	0.00	14,522.46	0.00	14,522.46
007-9001	MEMORIAL SCHOLARSHIP FUND	48,385.60	3,210.79	14,610.79	0.00	29,384.55	33,611.84	1,500.00	32,111.84
007-9003	BOYS SOCCER SCHOLARSHIP	8,502.45	0.00	0.00	0.00	1,000.00	7,502.45	0.00	7,502.45
007-9004	FOOTBALL SCHOLARSHIPS	7,602.82	0.00	0.00	0.00	2,400.00	5,202.82	0.00	5,202.82
007-9005	SWIMMING SCHOLARSHIPS	1,351.89	0.00	0.00	0.00	1,000.00	351.89	0.00	351.89
007-9006	ADDISON AND OZELMA WILES SCHOLARSHIP FUND	2,230.98	0.00	0.00	0.00	0.00	2,230.98	0.00	2,230.98
007-9009	HURON STRONG - COVID-19 DONATIONS	113.17	0.00	0.00	0.00	0.00	113.17	113.17	0.00
007-9011	LEIDHEISER SCHOLARSHIP TRUST FUND	1,321.07	0.00	0.00	0.00	1,000.00	321.07	0.00	321.07
007-9015	THE POPPY MEMORIAL SCHLARSHIP FUND	6,678.00	0.00	0.00	0.00	2,000.00	4,678.00	0.00	4,678.00
007-9016	CROSS COUNTRY SCHOLARSHIP FUND	1,828.81	0.00	1,335.00	0.00	750.00	2,413.81	0.00	2,413.81
007-9017	TRACK SCHOLARSHIP FUND	2,000.00	0.00	0.00	0.00	2,000.00	0.00	0.00	0.00
007-9020	SCOTT KLAIBER MEMORIAL CROSS COUNTRY SCHOLARSHIP	6,582.00	0.00	250.00	0.00	2,000.00	4,832.00	1,000.00	3,832.00
007-9050	TIGER FUND GRANT	19,914.76	0.00	0.00	106.98	106.98	19,807.78	3,224.69	16,583.09
007-9051	WELLNESS INITIATIVE	13,212.64	210.00	4,890.00	225.00	1,048.44	17,054.20	5,575.00	11,479.20
007-9060	WOODLANDS EDUCATIONAL GARDEN	1,210.30	0.00	100.00	0.00	272.00	1,038.30	0.00	1,038.30
007-9070	HURON FALLEN SOLDIER MEMORIAL	1,171.24	0.00	0.00	0.00	0.00	1,171.24	0.00	1,171.24
007-9075	MC CORMICK FUND RAISING - DIAMOND JUBILEE	7,376.81	0.00	0.00	0.00	0.00	7,376.81	960.00	6,416.81
007-9090	SATANTA VONTHRON SCHOLARSHIP FUND	16,449.29	0.00	0.00	0.00	2,000.00	14,449.29	2,000.00	12,449.29
018-9002	HS BUILDING FUND	19,691.78	0.00	6,410.52	0.00	3,495.02	22,607.28	119.99	22,487.29
018-9003	MCCORMICK BUILDING FUND	9,874.66	0.00	1,178.75	0.00	0.00	11,053.41	1,900.00	9,153.41
018-9005	WOODLANDS BUILDING FUND	14,724.03	0.00	2,413.89	0.00	1,292.18	15,845.74	1,995.40	13,850.34
018-9006	WOODLANDS PLAYGROUND FUND	1.00	0.00	0.00	0.00	1.00	0.00	0.00	0.00
018-9007	SHAWNEE BUILDING FUND	5,815.23	0.00	2,287.98	0.00	1,331.94	6,771.27	1,205.06	5,566.21
019-9020	ERIE COUNTY MENTAL HEALTH BOARD GRANT (COMPLETED)	13.09	0.00	0.00	0.00	13.09	0.00	0.00	0.00
019-9021	OCCRRA COVID PRESCHOOL	31.15	0.00	0.00	0.00	31.15	0.00	0.00	0.00

**HURON CITY SCHOOL DISTRICT**  
**Cash Summary Report**

Full Account Code	Description	Initial Cash	MID Received	FYID Received	MID Expended	FYID Expended	Fund Balance	Encumbrance	Unencumbered Balance
	GRANT (COMPLETED)								
019-9023	PROJECT LEAD THE WAY FY23	\$ 0.00	\$ 0.00	\$ 15,000.00	\$ 0.00	\$ 0.00	\$ 15,000.00	\$ 0.00	\$ 15,000.00
019-9116	OHIO SPACE GRANT	556.02	0.00	0.00	319.98	536.53	19.49	0.00	19.49
019-9219	ERIE COUNTY COMMUNITY FOUNDATION GRANT FY19 (COMPLETED)	0.23	0.00	0.00	0.00	0.23	0.00	0.00	0.00
019-9319	ECCF SUMMER INTERN GRANT (COMPLETED)	0.80	0.00	0.00	0.00	0.80	0.00	0.00	0.00
022-0000	DISTRICT AGENCY FUND - PUBLIC LIBRARY	0.00	0.00	17,157.48	0.00	17,157.48	0.00	0.00	0.00
022-9016	STATE TOURNAMENT ACCOUNT	3,200.00	1,205.00	3,995.00	755.00	6,284.97	910.03	1,250.00	(339.97)
200-9021	CLASS OF 2021	3,263.28	0.00	0.00	0.00	3,263.28	0.00	0.00	0.00
200-9022	CLASS OF 2022	373.05	0.00	0.00	0.00	0.00	373.05	0.00	373.05
200-9023	CLASS OF 2023	0.00	2,237.90	6,700.65	172.58	2,825.15	3,875.50	11,174.85	(7,299.35)
200-9209	NATIONAL HONOR SOCIETY	4,494.62	225.00	350.00	0.00	836.00	4,008.62	0.00	4,008.62
200-9210	MCCORMICK NATIONAL HONOR SOCIETY	4,048.97	0.00	897.63	44.93	1,944.93	3,001.67	0.00	3,001.67
200-9211	HIGH SCHOOL YEARBOOK	9,576.24	0.00	585.00	0.00	0.00	10,161.24	0.00	10,161.24
200-9213	HIGH SCHOOL STUDENT COUNCIL	11,834.70	0.00	3,450.00	57.68	2,692.92	12,591.78	200.00	12,391.78
200-9214	TEEN LEADERSHIP CORPS	2,043.30	0.00	144.64	0.00	359.36	1,828.58	702.64	1,125.94
200-9216	HS SPEECH AND DEBATE	51.05	0.00	0.00	0.00	51.05	0.00	0.00	0.00
200-9220	MCCORMICK STUDENT COUNCIL	5,728.13	0.00	749.00	23.40	1,453.33	5,023.80	829.87	4,193.93
200-9221	HIGH SCHOOL - MODEL UN	0.00	0.00	5,500.00	0.00	5,500.00	0.00	0.00	0.00
200-9222	HIGH SCHOOL ART CLUB	1,302.39	0.00	0.00	0.00	0.00	1,302.39	0.00	1,302.39
200-9232	MCCORMICK YEARBOOK	1,504.56	0.00	0.00	0.00	1,083.00	421.56	1,000.00	(578.44)
200-9234	STEAM CONCESSIONS - MCCORMICK	592.26	195.00	2,332.00	391.26	1,244.50	1,679.76	947.00	732.76
200-9241	HIGH SCHOOL ACADEMIC CHALLENGE TEAM	1,192.59	0.00	0.00	0.00	250.00	942.59	0.00	942.59
300-0000	ATHLETICS - HURON CITY SCHOOLS	2,124.80	7,962.00	95,359.34	3,061.32	97,087.18	396.96	9,059.97	(8,663.01)
300-9020	HALL OF FAME BANQUET	127.67	0.00	2,575.00	0.00	2,377.03	325.64	100.00	225.64
300-9215	HURON VOCAL MUSIC PROGRAM	24,386.43	0.00	13,677.40	0.00	3,099.57	34,964.26	4,655.00	30,309.26
300-9220	BIDDY BOYS BASKETBALL	1,689.10	0.00	5,345.00	0.00	1,216.77	5,817.33	4,000.00	1,817.33
300-9221	BIDDY BASEBALL	184.10	0.00	0.00	0.00	0.00	184.10	0.00	184.10
300-9222	BIDDY BOYS GOLF	928.87	0.00	510.00	0.00	357.30	1,081.57	0.00	1,081.57
300-9223	BIDDY TRACK (BOYS AND GIRLS)	9,392.49	0.00	45.00	0.00	3,890.55	5,546.94	905.00	4,641.94
300-9224	BIDDY BOYS SOCCER	8,208.02	0.00	8,799.00	0.00	7,959.38	9,047.64	3,520.76	5,526.88
300-9225	BIDDY CHEERLEADING	4,153.49	0.00	2,015.00	185.46	1,293.35	4,875.14	1,062.00	3,813.14
300-9226	BIDDY CROSS COUNTRY	23,719.34	0.00	11,498.15	0.00	10,019.69	25,197.80	185.00	25,012.80

**HURON CITY SCHOOL DISTRICT  
Cash Summary Report**

Full Account Code	Description	Initial Cash	MHD Received	FY10 Received	MHD Expended	FY10 Expended	Fund Balance	Encumbrance	Unencumbered Balance
300-9227	BIDDY FOOTBALL	\$ 12,189.63	\$ 0.00	\$ 15,785.28	\$ 0.00	\$ 12,448.11	\$ 15,526.80	\$ 1,799.28	\$ 13,727.52
300-9228	BIDDY GIRLS GOLF	1,383.97	0.00	300.00	0.00	447.85	1,236.12	0.00	1,236.12
300-9229	BIDDY GIRLS SOCCER	1,702.76	0.00	1,437.00	0.00	707.17	2,432.59	0.00	2,432.59
300-9230	BIDDY GIRLS BASKETBALL	6,494.78	595.15	7,444.90	405.87	4,222.08	9,717.60	13,858.92	(4,141.32)
300-9232	BIDDY GIRLS TENNIS	1,609.64	0.00	158.19	0.00	1,152.62	615.21	0.00	615.21
300-9233	BIDDY SOFTBALL	8,299.51	1,724.00	2,424.00	0.00	0.00	10,723.51	0.00	10,723.51
300-9234	BIDDY SWIMMING	957.03	0.00	0.00	0.00	0.00	957.03	0.00	957.03
300-9235	BIDDY VOLLEYBALL	13,710.55	0.00	8,736.00	0.00	11,664.41	10,782.14	2,399.11	8,383.03
300-9236	BIDDY WRESTLING	2,896.29	0.00	2,451.25	1,061.30	1,538.50	3,809.04	700.00	3,109.04
300-9237	BIDDY BOWLING TEAM	3,548.89	0.00	814.00	198.00	1,078.00	3,284.89	210.00	3,074.89
300-9238	BIDDY BOYS TENNIS	296.72	0.00	0.00	0.00	0.00	296.72	0.00	296.72
401-9221	ST PETER AUXILIARY FY20 - FY21 (COMPLETED)	10,434.97	0.00	0.00	0.00	10,434.97	0.00	0.00	0.00
401-9223	ST PETER AUXILIARY FY20 - FY21	0.00	0.00	0.00	0.00	0.00	0.00	0.00	0.00
439-9022	PUBLIC SCHOOL PRESCHOOL GRANT FY22	0.00	9,638.48	29,129.44	7,496.78	36,626.22	(7,496.78)	0.00	(7,496.78)
451-9022	PUBLIC SCHOOLS CONNECTIVITY	0.00	0.00	3,600.00	0.00	0.00	3,600.00	0.00	3,600.00
467-9020	STUDENT WELLNESS & SUPPORT RESTRICTED FUNDS	254,452.96	0.00	0.00	184.63	194,464.96	59,988.00	60,541.97	(553.97)
499-9020	SCHOOL SAFETY GRANT	3,485.40	0.00	0.00	0.00	1,729.04	1,756.36	0.00	1,756.36
499-9121	FY21 STATE BUS PURCHASING PROGRAM	0.00	0.00	16,450.37	0.00	16,450.37	0.00	0.00	0.00
507-9021	ESSER I	5,382.01	0.00	57,015.29	0.00	62,397.30	0.00	0.00	0.00
507-9023	ESSER II	121,251.07	26,320.81	385,825.63	21,387.93	530,695.88	(23,619.18)	35,000.57	(58,619.75)
516-9022	IDEA-B SPECIAL EDUCATION	0.00	34,634.18	147,100.50	30,856.13	179,748.81	(32,648.31)	9,843.93	(42,492.24)
572-9022	TITLE I IMPROVING BASIC PROGRAMS	0.00	0.00	68,302.49	17,819.72	121,300.89	(52,998.40)	7,603.74	(60,602.14)
572-9122	FY22 EXPANDING OPPORTUNITIES GRANT	0.00	0.00	0.00	0.00	4,713.00	(4,713.00)	0.00	(4,713.00)
584-9022	FY22 STUDENT SUPPORT & ACADEMIC ENRICHMENT	0.00	0.00	2,866.68	2,421.68	5,724.23	(2,857.55)	0.00	(2,857.55)
587-9022	IDEA EARLY CHILDHOOD SPECIAL EDUCATION	0.00	0.00	6,851.58	747.78	8,347.14	(1,495.56)	0.00	(1,495.56)
590-9022	FY22 SUPPORTING EFFECTIVE INSTRUCTION	0.00	0.00	7,975.29	6,237.03	8,651.03	(675.74)	4,209.20	(4,884.94)
<b>Grand Total</b>		<b>\$ 5,058,474.85</b>	<b>\$ 3,925,744.55</b>	<b>\$ 13,641,052.33</b>	<b>\$ 1,331,989.57</b>	<b>\$ 13,141,670.39</b>	<b>\$ 5,557,856.79</b>	<b>\$ 1,921,733.99</b>	<b>\$ 3,636,122.80</b>

Reporting Period: February 2022 (FY 2022)

3/1/22 9:59 AM

Start Date: 02012022

End Date: 02282022

### HURON CITY SCHOOL DISTRICT Disbursement Summary Report

Reference Number	Check Number	Type	Date	Name	Vendor #	Status	Reconcile Date	Void Date	Amount
23455	6936	ACCOUNTS_PAYA BLE	2/3/2022	CAPITAL ONE PUBLIC FUNDING LLC	900039	RECONCILED	2/3/2022		\$ 5,880.43
23458	6937	ACCOUNTS_PAYA BLE	2/7/2022	GORDON FOOD SERVICE INC	900040	RECONCILED	2/7/2022		2,924.87
23461	6938	ACCOUNTS_PAYA BLE	2/7/2022	OHIO SCHOOLS COUNCIL	900006	RECONCILED	2/7/2022		687.50
23459	6939	ACCOUNTS_PAYA BLE	2/7/2022	GORDON FOOD SERVICE INC	900040	RECONCILED	2/7/2022		3,550.07
23460	6940	ACCOUNTS_PAYA BLE	2/7/2022	VISION SERVICE PLAN	900028	RECONCILED	2/7/2022		1,762.72
23469	6941	ACCOUNTS_PAYA BLE	2/9/2022	HURON EMPLOYEE INSURANCE	900009	RECONCILED	2/9/2022		141,860.16
23467	6942	PAYROLL	2/9/2022	HURON CITY SCHOOL DISTRICT		RECONCILED	2/9/2022		368,078.49
23468	6943	ACCOUNTS_PAYA BLE	2/9/2022	HURON CITY SCHOOLS FOR MEDICAR	900011	RECONCILED	2/9/2022		5,068.32
23503	6944	ACCOUNTS_PAYA BLE	2/11/2022	SCHOOL EMPLOYEES RETIREMENT	900023	RECONCILED	2/16/2022		15.23
23476	6945	ACCOUNTS_PAYA BLE	2/9/2022	DENNIS ANTONELLI	303062	RECONCILED	2/9/2022		72.98
23472	6946	ACCOUNTS_PAYA BLE	2/9/2022	DANA FANTOZZ- SKAVNAK	6169	RECONCILED	2/9/2022		37.44
23470	6947	ACCOUNTS_PAYA BLE	2/9/2022	TRACY GADD	300836	RECONCILED	2/9/2022		17.55
23473	6948	ACCOUNTS_PAYA BLE	2/9/2022	MICHAEL LEMPONEN	302649	RECONCILED	2/9/2022		39.20
23475	6949	ACCOUNTS_PAYA BLE	2/9/2022	VICTORIA J MEADOWS	14002	RECONCILED	2/9/2022		42.12
23474	6950	ACCOUNTS_PAYA BLE	2/9/2022	STEVEN MYERS	13042	RECONCILED	2/9/2022		44.46
23477	6951	ACCOUNTS_PAYA BLE	2/9/2022	AGNES M SCHAFFER	301988	RECONCILED	2/16/2022		38.90
23471	6952	ACCOUNTS_PAYA BLE	2/9/2022	KENNETH A WALTERS	301441	RECONCILED	2/16/2022		5.00
23502	6953	ACCOUNTS_PAYA BLE	2/11/2022	GORDON FOOD SERVICE INC	900040	RECONCILED	2/16/2022		2,607.96
23540	6954	ACCOUNTS_PAYA BLE	2/24/2022	SCHOOL EMPLOYEES RETIREMENT	900023	RECONCILED	2/24/2022		38.57
23538	6955	ACCOUNTS_PAYA BLE	2/24/2022	GORDON FOOD SERVICE INC	900040	RECONCILED	2/24/2022		5,464.47
23534	6956	PAYROLL	2/23/2022	HURON CITY SCHOOL		RECONCILED	2/23/2022		360,391.55

Reporting Period: February 2022 (FY 2022)

3/1/22 9:59 AM

Start Date: 02012022

End Date: 02282022

### HURON CITY SCHOOL DISTRICT Disbursement Summary Report

Reference Number	Check Number	Type	Date	Name	Vendor #	Status	Reconcile Date	Void Date	Amount
23535	6957	ACCOUNTS_PAYA BLE	2/23/2022	DISTRICT HURON CITY SCHOOLS FOR MEDICAR	900011	RECONCILED	2/23/2022		\$ 4,961.81
23541	6958	ACCOUNTS_PAYA BLE	2/24/2022	TYLER MEES	303406	RECONCILED	2/24/2022		24.57
23536	6959	ACCOUNTS_PAYA BLE	2/23/2022	STATE TEACHERS RETIREMENT SERS	900001	RECONCILED	2/23/2022		88,448.00
23537	6960	ACCOUNTS_PAYA BLE	2/23/2022		19247	RECONCILED	2/23/2022		25,712.00
23568	6961	ACCOUNTS_PAYA BLE	2/28/2022	GORDON FOOD SERVICE INC	900040	RECONCILED	2/28/2022		2,343.72
23565	6962	ACCOUNTS_PAYA BLE	2/28/2022	AMERICAN FIDELITY ASSURANCE CO	900013	RECONCILED	2/28/2022		5,834.10
23566	6963	ACCOUNTS_PAYA BLE	2/28/2022	PLANCONNECT, LLC	900070	RECONCILED	2/28/2022		19,120.86
23436	109215	ACCOUNTS_PAYA BLE	2/2/2022	REPUBLIC SERVICES #263	302029	RECONCILED	2/3/2022		3,935.81
23439	109216	ACCOUNTS_PAYA BLE	2/2/2022	ALLSWIM.COM	302359	RECONCILED	2/28/2022		99.01
23449	109217	ACCOUNTS_PAYA BLE	2/2/2022	CINTAS CORPORATION LOC. 318	3492	RECONCILED	2/28/2022		42.65
23438	109218	ACCOUNTS_PAYA BLE	2/2/2022	CORNELL'S FOODS INC	8261	RECONCILED	2/28/2022		27.89
23447	109219	ACCOUNTS_PAYA BLE	2/2/2022	ENVIRONMENTA L WATER	301181	RECONCILED	2/28/2022		75.00
23443	109220	ACCOUNTS_PAYA BLE	2/2/2022	EXECUTIVE CLEANERS	303061	OUTSTANDING			127.00
23442	109221	ACCOUNTS_PAYA BLE	2/2/2022	GILBERT HEATING & AIR CONDITIONING INC	303242	RECONCILED	2/28/2022		250.00
23441	109222	ACCOUNTS_PAYA BLE	2/2/2022	MCGRAW-HILL EDUCATION	301729	RECONCILED	2/28/2022		220.73
23444	109223	ACCOUNTS_PAYA BLE	2/2/2022	PERKINS LOCAL SCHOOL	16053	RECONCILED	2/28/2022		796.40
23437	109224	ACCOUNTS_PAYA BLE	2/2/2022	RACHEL WIXEY AND ASSOCIATES LLC	302958	RECONCILED	2/28/2022		2,389.75
23446	109225	ACCOUNTS_PAYA BLE	2/2/2022	ROMEOS HURON, LLC	303506	RECONCILED	2/28/2022		240.00
23448	109226	ACCOUNTS_PAYA BLE	2/2/2022	SAN BAY COMPANY	19005	RECONCILED	2/28/2022		2,039.89
23435	109227	ACCOUNTS_PAYA BLE	2/2/2022	SHELBY HIGH SCHOOL	301972	RECONCILED	2/28/2022		200.00
23450	109228	ACCOUNTS_PAYA	2/2/2022	SMETZER PAINT	300487	RECONCILED	2/28/2022		44.70

Reporting Period: February 2022 (FY 2022)

3/1/22 9:59 AM

Start Date: 02012022

End Date: 02282022

### HURON CITY SCHOOL DISTRICT Disbursement Summary Report

Reference Number	Check Number	Type	Date	Name	Vendor #	Status	Reconcile Date	Void Date	Amount
23440	109229	BLE ACCOUNTS_PAYA	2/2/2022	& SUPPLY LLC STAPLES	19987	RECONCILED	2/3/2022		\$ 57.68
23445	109230	BLE ACCOUNTS_PAYA	2/2/2022	ADVANTAGE WHITE HOUSE	23058	RECONCILED	2/28/2022		7.25
23451	109231	BLE ACCOUNTS_PAYA	2/2/2022	ARTESIAN SPRINGS TOFT DAIRY INC	600014	RECONCILED	2/28/2022		1,469.27
23452	109232	BLE ACCOUNTS_PAYA	2/2/2022	GRAINGER	7061	RECONCILED	2/3/2022		451.68
23454	109233	BLE ACCOUNTS_PAYA	2/2/2022	OSBA	15389	RECONCILED	2/28/2022		855.00
23453	109234	BLE ACCOUNTS_PAYA	2/2/2022	OG INSTRUCTION	303284	RECONCILED	2/28/2022		5,400.00
23456	109235	BLE ACCOUNTS_PAYA	2/3/2022	AMERICAN EXPRESS	300634	RECONCILED	2/3/2022		75.00
23457	109236	BLE ACCOUNTS_PAYA	2/7/2022	EXECUTIVE CLEANERS	303061	OUTSTANDING			21.00
23462	109237	BLE ACCOUNTS_PAYA	2/7/2022	AMERICAN EXPRESS	300290	RECONCILED	2/7/2022		2,646.48
23464	109238	BLE ACCOUNTS_PAYA	2/7/2022	BRYON THOM	302061	RECONCILED	2/28/2022		325.00
23463	109239	REFUND	2/7/2022	ROBERT KUHAR	303520	RECONCILED	2/28/2022		268.90
23465	109240	BLE ACCOUNTS_PAYA	2/9/2022	TOFT DAIRY INC	600014	RECONCILED	2/28/2022		1,306.45
23466	109241	BLE ACCOUNTS_PAYA	2/9/2022	TOFT DAIRY INC	600014	RECONCILED	2/28/2022		982.44
23489	109242	BLE ACCOUNTS_PAYA	2/10/2022	A BOOK COMPANY, LLC	303510	RECONCILED	2/28/2022		1,295.19
23494	109243	BLE ACCOUNTS_PAYA	2/10/2022	BAY AREA GAS CONSORTIUM	2529	RECONCILED	2/28/2022		3,525.24
23478	109244	BLE ACCOUNTS_PAYA	2/10/2022	CEDAR LANES	301763	RECONCILED	2/28/2022		33.00
23496	109245	BLE ACCOUNTS_PAYA	2/10/2022	CINTAS CORPORATION LOC. 318	3492	RECONCILED	2/28/2022		42.65
23482	109246	BLE ACCOUNTS_PAYA	2/10/2022	COMDOC INC	302968	RECONCILED	2/11/2022		5,727.69
23488	109247	BLE ACCOUNTS_PAYA	2/10/2022	CUMMINS BRIDGEWAY LLC	3478	RECONCILED	2/11/2022		127.76
23479	109248	BLE ACCOUNTS_PAYA	2/10/2022	DISTRICT 9 BASEBALL	301210	RECONCILED	2/28/2022		30.00
23493	109249	BLE ACCOUNTS_PAYA	2/10/2022	DYNASTY LANES	301764	RECONCILED	2/28/2022		99.00
23491	109250	BLE ACCOUNTS_PAYA	2/10/2022	ERIE COUNTY LANDFILL	5019	RECONCILED	2/28/2022		24.00
23501	109251	BLE ACCOUNTS_PAYA	2/10/2022	ESC OF LORAIN	6035	RECONCILED	2/28/2022		724.46



Reporting Period: February 2022 (FY 2022)

3/1/22 9:59 AM

Start Date: 02012022

End Date: 02282022

### HURON CITY SCHOOL DISTRICT Disbursement Summary Report

Reference Number	Check Number	Type	Date	Name	Vendor #	Status	Reconcile Date	Void Date	Amount
23497	109252	BLE ACCOUNTS_PAYA	2/10/2022	COUNTY HIGH SCHOOL AD NETWORK, LLC	302829	RECONCILED	2/28/2022		\$ 32.00
23500	109253	BLE ACCOUNTS_PAYA	2/10/2022	HURON ACE HARDWARE	3213	VOID		2/15/2022	39.57
23481	109254	BLE ACCOUNTS_PAYA	2/10/2022	LYDEN OIL CO	302835	RECONCILED	2/28/2022		54.45
23492	109255	BLE ACCOUNTS_PAYA	2/10/2022	OHIO EDISON COMPANY	15004	RECONCILED	2/28/2022		49.23
23498	109256	BLE ACCOUNTS_PAYA	2/10/2022	OSBA	15008	RECONCILED	2/28/2022		5,000.00
23487	109257	BLE ACCOUNTS_PAYA	2/10/2022	HEATHER POLTOREK	303370	RECONCILED	2/28/2022		53.38
23484	109258	BLE ACCOUNTS_PAYA	2/10/2022	PSAT/NMSQT	16057	RECONCILED	2/28/2022		1,386.00
23480	109259	BLE ACCOUNTS_PAYA	2/10/2022	RACHEL WIXEY AND ASSOCIATES LLC	302958	RECONCILED	2/28/2022		1,925.29
23495	109260	BLE ACCOUNTS_PAYA	2/10/2022	RETTIG MUSIC INC	13109	RECONCILED	2/28/2022		417.95
23483	109261	BLE ACCOUNTS_PAYA	2/10/2022	SAN BAY COMPANY	19005	RECONCILED	2/28/2022		1,487.40
23486	109262	BLE ACCOUNTS_PAYA	2/10/2022	SHRADER TIRE & OIL INC	19881	RECONCILED	2/28/2022		10.00
23490	109263	BLE ACCOUNTS_PAYA	2/10/2022	SUNRISE COOPERATIVE	19664	RECONCILED	2/10/2022		3,463.06
23485	109264	BLE ACCOUNTS_PAYA	2/10/2022	VINSON GROUP, LLC	303174	RECONCILED	2/28/2022		8,740.00
23499	109265	BLE ACCOUNTS_PAYA	2/10/2022	YALE CENTER FOR EMOTIONAL INTELLIGENCE	303470	RECONCILED	2/28/2022		400.00
23504	109266	BLE ACCOUNTS_PAYA	2/11/2022	CAPITAL ONE COMMERCIAL	302854	RECONCILED	2/15/2022		834.15
23508	109267	BLE ACCOUNTS_PAYA	2/11/2022	HURON ACE HARDWARE	3213	RECONCILED	2/28/2022		39.57
23506	109268	BLE ACCOUNTS_PAYA	2/11/2022	CORNELL'S FOODS INC	8261	RECONCILED	2/28/2022		19.02
23507	109269	BLE ACCOUNTS_PAYA	2/11/2022	TAC	301778	RECONCILED	2/28/2022		182.31
23505	109270	BLE ACCOUNTS_PAYA	2/11/2022	BUCKEYE BROADBAND, INC	303008	RECONCILED	2/28/2022		85.27
23509	109271	BLE ACCOUNTS_PAYA	2/15/2022	SAM'S CLUB / SYCRONY BANK	19979	RECONCILED	2/28/2022		690.04
23510	109272	BLE ACCOUNTS_PAYA	2/17/2022	TOFT DAIRY INC	600014	RECONCILED	2/28/2022		2,032.97
23532	109273	BLE ACCOUNTS_PAYA	2/17/2022	HURON ACE HARDWARE	3213	RECONCILED	2/28/2022		7.59

Reporting Period: February 2022 (FY 2022)  
 Start Date: 02012022  
 End Date: 02282022

3/1/22 9:59 AM

### HURON CITY SCHOOL DISTRICT Disbursement Summary Report

Reference Number	Check Number	Type	Date	Name	Vendor #	Status	Reconcile Date	Vend Date	Amount
23522	109274	ACCOUNTS_PAYA BLE	2/17/2022	CHEMICAL SERVICE & SUPPLIES	3442	RECONCILED	2/28/2022		\$ 330.75
23512	109275	ACCOUNTS_PAYA BLE	2/17/2022	CINTAS CORPORATION LOC 318	3492	RECONCILED	2/28/2022		94.25
23514	109276	ACCOUNTS_PAYA BLE	2/17/2022	NORTH POINT EDUCATIONAL	5011	RECONCILED	2/28/2022		125,864.99
23529	109277	ACCOUNTS_PAYA BLE	2/17/2022	FRANKLIN SANITATION LLC	6010	RECONCILED	2/28/2022		75.00
23516	109278	ACCOUNTS_PAYA BLE	2/17/2022	FIRELANDS REGIONAL MED CTR	6045	RECONCILED	2/28/2022		2,192.40
23525	109279	ACCOUNTS_PAYA BLE	2/17/2022	CORNELL'S FOODS INC	8261	RECONCILED	2/28/2022		32.53
23518	109280	ACCOUNTS_PAYA BLE	2/17/2022	ROTARY CLUB OF HURON OH	8353	RECONCILED	2/28/2022		73.00
23511	109281	ACCOUNTS_PAYA BLE	2/17/2022	OHIO EDISON COMPANY	15004	RECONCILED	2/28/2022		829.15
23528	109282	ACCOUNTS_PAYA BLE	2/17/2022	OHIO EDISON COMPANY	15005	RECONCILED	2/28/2022		9,073.74
23519	109283	ACCOUNTS_PAYA BLE	2/17/2022	PORT CLINTON CITY SCHOOL	16066	OUTSTANDING			200.00
23524	109284	ACCOUNTS_PAYA BLE	2/17/2022	MACMILLIAN HOLDINGS LLC	22009	RECONCILED	2/28/2022		468.00
23527	109285	ACCOUNTS_PAYA BLE	2/17/2022	VERIZON WIRELESS	22010	RECONCILED	2/25/2022		427.88
23520	109286	ACCOUNTS_PAYA BLE	2/17/2022	NORTH CENTRAL OHIO EDUCATIONAL TELESYSTEM	300816	RECONCILED	2/28/2022		1,445.83
23523	109287	ACCOUNTS_PAYA BLE	2/17/2022	ENVIRONMENTA L WATER	301007	OUTSTANDING			914.60
23526	109288	ACCOUNTS_PAYA BLE	2/17/2022	GENE PTACEK & SON FIRE	301181	RECONCILED	2/28/2022		75.00
23533	109289	ACCOUNTS_PAYA BLE	2/17/2022	MILLCRAFT PAPER COMPANY	301700	RECONCILED	2/28/2022		150.00
23513	109290	ACCOUNTS_PAYA BLE	2/17/2022	NAPA	301752	RECONCILED	2/28/2022		3,069.00
23515	109291	ACCOUNTS_PAYA BLE	2/17/2022	SUBURBAN SCHOOL TRANSPORTATIO N	301961	RECONCILED	2/28/2022		9.98
23531	109292	ACCOUNTS_PAYA BLE	2/17/2022	RACHEL WIXEY AND ASSOCIATES LLC	302674	RECONCILED	2/28/2022		3,575.00
23521	109293	ACCOUNTS_PAYA BLE	2/17/2022	EQUIPAARTS	302958	RECONCILED	2/28/2022		1,111.50
23530	109294	ACCOUNTS_PAYA	2/17/2022		302965	RECONCILED	2/28/2022		70.38

Reporting Period: February 2022 (FY 2022)

3/1/22 9:59 AM

Start Date: 02012022

End Date: 02282022

### HURON CITY SCHOOL DISTRICT Disbursement Summary Report

Reference Number	Check Number	Type	Date	Name	Vendor #	Status	Reconcile Date	Void Date	Amount
		BLE							
23517	109295	ACCOUNTS_PAYA	2/17/2022	IRLEN INSTITUTE	303519	OUTSTANDING			\$ 15.85
		BLE							
23539	109296	ACCOUNTS_PAYA	2/24/2022	TOFT DAIRY INC	600014	OUTSTANDING			1,911.07
		BLE							
23544	109297	ACCOUNTS_PAYA	2/24/2022	APPLE COMPUTER INC	1313	OUTSTANDING			4,074.00
		BLE							
23553	109298	ACCOUNTS_PAYA	2/24/2022	BETSCHMAN SECURITY INC	300759	OUTSTANDING			60.00
		BLE							
23563	109299	ACCOUNTS_PAYA	2/24/2022	BROWN SUPPLY COMPANY	2380	OUTSTANDING			133.88
		BLE							
23549	109300	ACCOUNTS_PAYA	2/24/2022	CDW GOVERNMENT INC	3120	OUTSTANDING			17,029.00
		BLE							
23564	109301	ACCOUNTS_PAYA	2/24/2022	CENTURYLINK	302858	OUTSTANDING			1,914.32
		BLE							
23559	109302	ACCOUNTS_PAYA	2/24/2022	CHEMICAL SERVICE & SUPPLIES	3442	OUTSTANDING			325.90
		BLE							
23561	109303	ACCOUNTS_PAYA	2/24/2022	CLARK EQUIPMENT SALES &	3504	OUTSTANDING			4,900.00
		BLE							
23552	109304	ACCOUNTS_PAYA	2/24/2022	COLUMBIA GAS OF OHIO	3249	OUTSTANDING			3,696.98
		BLE							
23543	109305	ACCOUNTS_PAYA	2/24/2022	COPORATE COMPASS TRAINING	303194	OUTSTANDING			815.70
		BLE							
23560	109306	ACCOUNTS_PAYA	2/24/2022	CUMMINS BRIDGEWAY LLC	3478	RECONCILED	2/28/2022		131.10
		BLE							
23542	109307	ACCOUNTS_PAYA	2/24/2022	DATA RECOGNITION CORP	302769	OUTSTANDING			1,220.15
		BLE							
23557	109308	ACCOUNTS_PAYA	2/24/2022	Gundlach Sheet Metal Works Inc	301660	RECONCILED	2/28/2022		838.08
		BLE							
23556	109309	ACCOUNTS_PAYA	2/24/2022	HPC	302162	OUTSTANDING			875.00
		BLE							
23554	109310	ACCOUNTS_PAYA	2/24/2022	NAPA	301961	OUTSTANDING			41.99
		BLE							
23550	109311	ACCOUNTS_PAYA	2/24/2022	NORTH POINT EDUCATIONAL	5011	OUTSTANDING			368.00
		BLE							
23545	109312	ACCOUNTS_PAYA	2/24/2022	PLAZA LANES INC	301762	OUTSTANDING			99.00
		BLE							
23546	109313	ACCOUNTS_PAYA	2/24/2022	RACHEL WIXEY AND ASSOCIATES LLC	302958	OUTSTANDING			5,204.09
		BLE							
23548	109314	ACCOUNTS_PAYA	2/24/2022	SAN BAY COMPANY	19005	OUTSTANDING			1,272.29
		BLE							
23558	109315	ACCOUNTS_PAYA	2/24/2022	SANDUSKY BAY	19177	OUTSTANDING			755.00

Reporting Period: February 2022 (FY 2022)  
 Start Date: 02012022  
 End Date: 02282022

3/1/22 9:59 AM

**HURON CITY SCHOOL DISTRICT  
 Disbursement Summary Report**

Reference Number	Check Number	Type	Date	Name	Vendor #	Status	Reconcile Date	Void Date	Amount
		BLE		CONFERENCE					
23562	109316	ACCOUNTS_PAYA	2/24/2022	SENECA LANES	301812	OUTSTANDING			\$ 99.00
		BLE							
23555	109317	ACCOUNTS_PAYA	2/24/2022	STAR LANES AT THE HARBOR	301501	OUTSTANDING			102.00
		BLE							
23551	109318	ACCOUNTS_PAYA	2/24/2022	TERMINAL SUPPLY COMPANY	20508	OUTSTANDING			48.94
		BLE							
23547	109319	ACCOUNTS_PAYA	2/24/2022	BREWER- GARRETT	302975	RECONCILED	2/28/2022		1,495.30
		BLE							
23567	109320	ACCOUNTS_PAYA	2/28/2022	ERIE COUNTY	5083	OUTSTANDING			1,452.00
		BLE							
<b>Grand Total</b>									<b>\$ 1,306,967.89</b>

**Huron City School District**

**Investment Portfolio**

**As of February 28, 2022**

**Star Ohio**

Money Market

<u>Term</u>	<u>Amount</u>	<u>Interest</u>	<u>Interest Paid</u>	<u>Maturity</u>
n/a	\$1,584,082.34	0.09%	monthly	n/a

**UBS**

Fixed Income

<u>Term</u>	<u>Amount</u>	<u>Interest</u>	<u>Interest Paid</u>	<u>Maturity</u>
Varies	\$1,163,778.85	varies	monthly	varies

**Fifth Third**

Money Market

<u>Term</u>	<u>Amount</u>	<u>Interest</u>	<u>Interest Paid</u>	<u>Maturity</u>
n/a	\$698,398.74	varies	monthly	n/a

**Total**                **\$3,446,259.93**



# Monthly Financial Report

Fiscal Year 2022 Revenue and Expenditure Activity Through February

# Table of Contents

FISCAL YEAR 2022 REVENUE AND EXPENDITURE ANALYSIS THROUGH FEBRUARY	3
FISCAL YEAR 2022 MONTHLY REVENUE ANALYSIS - FEBRUARY	4
FISCAL YEAR 2022 REVENUE ANALYSIS - JULY - FEBRUARY	5
FISCAL YEAR 2022 MONTHLY EXPENDITURE ANALYSIS - FEBRUARY	6
FISCAL YEAR 2022 EXPENDITURE ANALYSIS - JULY - FEBRUARY	7

## FISCAL YEAR 2022 REVENUE AND EXPENDITURE ANALYSIS THROUGH FEBRUARY

### 1. ACTUAL COMPARED TO FORECAST VARIANCE AND NET FAVORABILITY ANALYSIS

CURRENT YEAR-TO-DATE  
REVENUE COLLECTIONS  
INDICATE A

**\$1,525,880**

FAVORABLE COMPARED TO  
FORECAST

CURRENT YEAR-TO-DATE  
EXPENDITURES INDICATE A

**\$143,502**

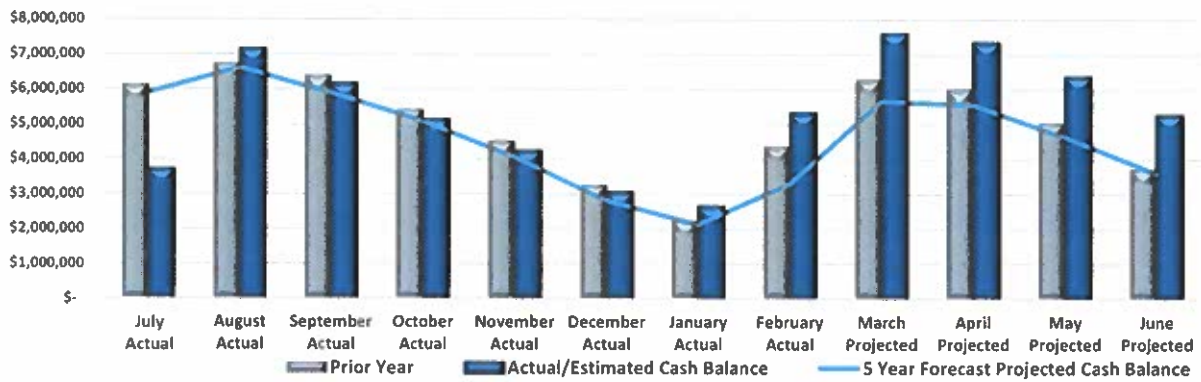
FAVORABLE COMPARED TO  
FORECAST

POTENTIAL NET IMPACT  
WOULD RESULT IN A

**\$1,669,382**

FAVORABLE IMPACT ON THE  
CASH BALANCE

### 2. VARIANCE AND CASH BALANCE COMPARISON



FEBRUARY CASH BALANCE IS

**\$954,063**

MORE THAN LAST FEBRUARY

FEBRUARY CASH BALANCE IS

**\$1,669,382**

MORE THAN THE FORECASTED  
AMOUNT

### 3. FISCAL YEAR 2022 REVENUE SHORTFALL/SURPLUS ANALYSIS (BASED UPON ACTUAL/ESTIMATED VARIANCE)



OPERATING SURPLUS OF


**\$1,529,892**

WILL INCREASE THE CASH BALANCE  
BY THE END OF THE FISCAL YEAR



# FISCAL YEAR 2022 MONTHLY REVENUE ANALYSIS - FEBRUARY

## 1. FEBRUARY REVENUE COLLECTIONS COMPARED TO PRIOR YEAR



	Actual Revenue Collections For February	Prior Year Revenue Collections	Actual Compared to Last Year
Local Taxes/Reimbursements	3,500,000	3,000,000	▲ 500,000
State Revenue	183,916	289,979	▼ (106,062)
All Other Revenue	152,526	109,403	▲ 43,123
<b>Total Revenue</b>	<b>3,836,443</b>	<b>3,399,382</b>	<b>▲ 437,060</b>

Actual revenue for the month was up  
**\$437,060**  
 compared to last year.

## 2. ACTUAL REVENUE RECEIVED THROUGH FEBRUARY COMPARED TO THE PRIOR YEAR



	Actual Revenue Collections For July - February	Prior Year Revenue Collections For July - February	Current Year Compared to Last Year
Local Taxes/Reimbursements	8,915,965	8,341,470	▲ 574,495
State Revenue	1,951,195	1,519,025	▲ 432,170
All Other Revenue	988,692	873,212	▲ 115,480
<b>Total Revenue</b>	<b>11,855,853</b>	<b>10,733,708</b>	<b>▲ 1,122,146</b>

COMPARED TO THE SAME PERIOD, TOTAL REVENUES ARE  
**\$1,122,146**  
 HIGHER THAN THE PREVIOUS YEAR

## FISCAL YEAR 2022 REVENUE ANALYSIS - JULY - FEBRUARY

### 3. POSSIBLE CASH FLOW VARIANCE FROM FORECAST DUE TO FYTD ACTUAL RESULTS

CURRENT YEAR-TO-DATE REVENUE  
COLLECTIONS INDICATE A

**\$1,525,880**

FAVORABLE COMPARED TO FORECAST

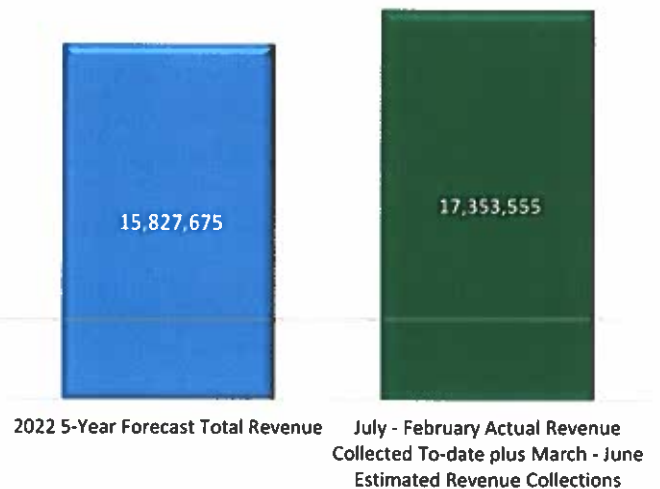
	Forecast Annual Revenue Estimates	Cash Flow Actual/Estimated Calculated Annual Amount	Current Year Forecast Compared to Actual/Estimated
Loc. Taxes/Reimbur.	12,284,449	13,188,800	904,351
State Revenue	2,811,354	2,681,418	(129,936)
All Other Revenue	731,872	1,483,337	751,465
<b>Total Revenue</b>	<b>15,827,675</b>	<b>17,353,555</b>	<b>1,525,880</b>

The district's current cash flow, both actual and estimated indicate a favorable variance of \$1,525,880

### 4. REVENUE VARIANCE ANALYSIS OF POTENTIAL IMPACT


Results through February indicate that Fiscal Year 2022 actual/estimated revenue could total \$17,353,555, a favorable variance of \$1,525,880 compared to the annual forecast total revenue. This means the forecast cash balance could be improved.

#### Comparison of 5 Year Forecast Total Revenue with Actual + Estimated Monthly Cash Flow



# FISCAL YEAR 2022 MONTHLY EXPENDITURE ANALYSIS - FEBRUARY

## 1. FEBRUARY EXPENDITURES COMPARED TO PRIOR YEAR




	Actual Expenses For February	Prior Year Expenditure Incurred	Actual Compared to Last Year
Salaries and Benefits	920,318	935,950	(15,632)
Purchased Services	206,585	305,968	(99,383)
All Other Expenses	29,992	34,202	(4,210)
<b>Total Expenditures</b>	<b>1,156,894</b>	<b>1,276,119</b>	<b>(119,225)</b>

Actual expenses for the month was down

**\$119,225**

compared to last year.

## 2. ACTUAL EXPENSES INCURRED THROUGH FEBRUARY COMPARED TO THE PRIOR YEAR



	Actual Expenses For July - February	Prior Year Expenditures Incurred	Actual Compared to Last Year
Salaries and Benefits	7,633,807	8,081,784	(447,977)
Purchased Services	1,944,288	2,062,301	(118,014)
All Other Expenses	688,310	624,030	64,279
<b>Total Expenditures</b>	<b>10,266,404</b>	<b>10,768,116</b>	<b>(501,712)</b>

Compared to the same period, total expenditures are

**\$501,712**

lower than the previous year

## FISCAL YEAR 2022 EXPENDITURE ANALYSIS - JULY - FEBRUARY

### 3. POSSIBLE CASH FLOW VARIANCE FROM FORECAST DUE TO FYTD ACTUAL RESULTS

**CURRENT YEAR-TO-DATE  
EXPENDITURES INDICATE A**

**\$143,502**

**FAVORABLE COMPARED TO  
FORECAST**


	Forecasted Annual Expenses	Cash Flow Actual/Estimated Calculated Annual Amount	Forecasted amount compared to Actual/Estimated
Salaries and Benefits	11,870,318	11,525,918	▼ (344,400)
Purchased Services	2,939,747	3,307,738	▲ 367,991
All Other Expenses	1,157,100	990,007	▼ (167,093)
<b>Total Expenditures</b>	<b>15,967,165</b>	<b>15,823,663</b>	<b>▼ (143,502)</b>

The district's current cash flow, both actual and estimated expenditures indicate a favorable variance of \$143,502.

### 4. EXPENDITURE VARIANCE ANALYSIS OF POTENTIAL IMPACT

Results through February indicate that Fiscal Year 2022 actual/estimated expenditures could total \$15,823,663 which has a favorable expenditure variance of \$143,502. This means the forecast cash balance could be improved.

Comparison of 5 Year Forecast Total Expenditures with Actual + Estimated Monthly Cash Flow



2022 5-Year Forecast Total Expenditures July - February Actual Expended to-date plus March - June Estimated Expenditures

**Huron City School District**  
**Federal Programs Summary**  
**FY2022**



<b>Program Name:</b>	<b>Fund/SCC</b>	<b>Initial Allocation:</b>	<b>Total Revenues:</b>	<b>Total Expenses:</b>	<b>Cash Balance:</b>	<b>Encumbrances:</b>	<b>Remaining Balance:</b>
Early Childhood Education - State	439.9022	\$64,000.00	\$29,129.44	\$36,626.22	-\$7,496.78	\$0.00	\$27,373.78
Student Wellness	467.9020	\$490,070.80	\$344,421.91	\$430,082.80	\$59,988.00	\$60,541.97	-\$553.97
ESSER	507.9021	\$203,135.94	\$203,135.94	\$203,135.94	\$0.00	\$0.00	\$0.00
ESSER II	507.9023	\$710,335.21	\$601,420.36	\$625,039.54	-\$23,619.18	\$35,000.57	\$50,295.10
IDEA-B - Special Education	516.9022	\$307,562.54	\$147,100.50	\$179,748.81	-\$32,648.31	\$9,843.93	\$117,969.80
Title IA - Improving Basic Programs	572.9022	\$275,102.54	\$68,302.49	\$121,300.89	-\$52,998.40	\$7,603.74	\$146,197.91
IDEA Early Childhood Special Education	587.9022	\$11,398.06	\$6,851.58	\$8,347.14	-\$1,495.56	\$0.00	\$3,050.92
Title IIA - Supporting Effective Instruction	590.9022	\$22,242.89	\$7,975.29	\$8,651.03	-\$675.74	\$4,209.20	\$9,382.66
Title IV-A - Student Support and Academic Enrichment	584-9022	\$20,994.95	\$2,866.68	\$5,724.23	-\$2,857.55	\$0.00	\$15,270.72
Expanding Opportunities for Each Child	572-9122	\$7,363.92	\$0.00	\$4,713.00	-\$4,713.00	\$0.00	\$2,650.92
<b>Totals:</b>		\$2,112,206.85	\$1,411,204.19	\$1,623,369.60	-\$66,516.52	\$117,199.41	\$371,637.84

Activity through February 28, 2022

**Fiscal Year 2021-22**

**February 2022**

**GENERAL FUND**

**HURON CITY SCHOOL DISTRICT**

	Budget FY 21-22	Current Fiscal YTD	% of Total	Actual FY 20-21	Prior Fiscal YTD	% of Total	% CHANGE FY 21 TO FY 22
<b>REVENUE</b>							
Beginning Cash Balance		3,683,838			4,353,632		
Real Estate Taxes	10,003,357	7,833,731	78.3%	9,830,215	7,302,108	74.3%	7.3%
Public Utilities Personal Property	826,732	410,236	49.6%	813,487	390,835	48.0%	5.0%
Unrestricted State Aid	2,346,799	1,865,659	79.5%	2,276,098	1,498,915	65.9%	24.5%
Restricted State Aid	30,042	85,536	284.7%	30,165	20,110	66.7%	325.3%
Property Tax Allocation - Rollback & Homestead	1,313,299	671,999	51.2%	1,301,945	648,528	49.8%	
Tuition	885,187	494,564	55.9%	976,505	591,337	60.6%	-16.4%
Interest	5,000	(4,909)	-98.2%	9,762	8,162	83.6%	-160.1%
All other	462,771	499,854	108.0%	264,278	273,714	103.6%	82.6%
<b>Total General Fund Revenue</b>	<b>15,873,187</b>	<b>11,856,670</b>	<b>74.7%</b>	<b>15,502,455</b>	<b>10,733,708</b>	<b>69.2%</b>	<b>10.5%</b>

	Budget FY 21-22	Current Fiscal YTD	% of Total	Actual FY 20-21	Prior Fiscal YTD	% of Total	% CHANGE FY 21 TO FY 22
<b>EXPENSES</b>							
Salaries	8,623,036	5,754,798	66.7%	8,457,859	5,896,786	69.7%	-2.4%
Benefits	3,474,577	2,184,061	62.9%	3,258,180	2,184,999	67.1%	0.0%
Purchased Services	3,504,066	1,944,288	55.5%	3,412,670	2,062,301	60.4%	-5.7%
Supplies	427,359	307,954	72.1%	391,790	278,223	71.0%	10.7%
Capital Outlay	147,227	14,871	10.1%	70,596	53,394	75.6%	-72.1%
Notes & Interest	142,229	137,363	96.6%	139,725	139,725	100.0%	-1.7%
Other Expenses	315,289	174,753	55.4%	264,021	152,688	57.8%	14.5%
Transfers Out	75,000	0	0.0%	58,504	0	0.0%	0.0%
<b>Total General Fund Expenses</b>	<b>16,708,783</b>	<b>10,518,088</b>	<b>62.9%</b>	<b>16,053,345</b>	<b>10,768,116</b>	<b>67.1%</b>	<b>-2.3%</b>

Net Cash Flow Fiscal Year to Date	1,338,582	(34,406)
Ending Cash Balance	5,022,420	4,319,224
Outstanding Purchase Orders	1,575,709	1,332,426
Unencumbered Cash Balance	3,446,711	2,986,798
True Days Cash	75	68
Estimated Cost Per Day	45,777	43,982





<b>EXPENSE ITEM</b>	<b>FISCAL YTD</b>
Salaries	\$5,754,798
Fringe Benefits	\$2,184,061
Purchased Services	\$1,944,288
Supplies/Materials	\$307,954
Capital Outlay	\$14,871
Notes & Interest	\$137,363
Other Expenditures	\$174,753
Transfers & Advances	\$0
<b>Total Expenditures</b>	<b>\$10,518,088</b>

